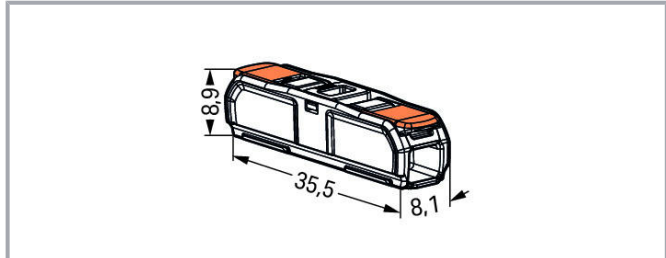


Data sheet | Item number: 221-2401 **NEW**

Inline splicing connector with lever; for all conductor types; 12 AWG (max.); 2-conductor; transparent housing; white cover; Surrounding air temperature: max 85°C (T85); 4.00 mm<sup>2</sup>; transparent

[www.wago.com/221-2401](http://www.wago.com/221-2401)



Subject to changes. Please also observe the further product documentation!

WAGO GmbH & Co. KG  
Hansastr. 27  
32423 Minden  
Phone: +49571 887-0 | Fax: +49571 887-169  
Email: [info.de@wago.com](mailto:info.de@wago.com) | Web: [www.wago.com](http://www.wago.com)

Do you have any questions about our products?  
We are always happy to take your call at 01788 568 008.



### Item description

This connector is 12 AWG capable and ideal for installations in the North American market.

### Data

#### Notes

Note	Available January 2022
------	------------------------

### Electrical data

#### Ratings per IEC/EN

Ratings per	EN 60664
Nominal voltage (II/2)	450 V
Rated surge voltage (II/2)	4 kV
Rated current	32 A
Legend (ratings)	(II / 2) $\triangleq$ Overvoltage category II / Pollution degree 2

#### Ratings per UL

Rated voltage UL (Use Group C)	600 V
Rated current UL (Use Group C)	20 A

Subject to changes. Please also observe the further product documentation!

WAGO GmbH & Co. KG  
Hansastr. 27  
32423 Minden  
Phone: +49571 887-0 | Fax: +49571 887-169  
Email: [info.de@wago.com](mailto:info.de@wago.com) | Web: [www.wago.com](http://www.wago.com)

Do you have any questions about our products?  
We are always happy to take your call at 01788 568 008.



## Connection data

Total number of connection points	2
-----------------------------------	---

## Connection 1

Connection technology	CAGE CLAMP®
Actuation type	Lever
Connectable conductor materials	Copper
Solid conductor	0.2 ... 4 mm <sup>2</sup> / 20 ... 12 AWG
Stranded conductor	0.2 ... 2.5 mm <sup>2</sup> / 18 ... 12 AWG
Fine-stranded conductor	0.34 ... 4 mm <sup>2</sup> / 18 ... 12 AWG
Strip length	11 mm / 0.43 inch

## Physical data

Width	8.1 mm / 0.319 inch
Height	8.9 mm / 0.35 inch
Depth	35.5 mm / 1.398 inch

## Material data

Note on material data	<a href="#">Information on material data can be found here</a>
Color	transparent
Cover color	white
Flammability class per UL94	V2
Color of actuator	orange
Weight of insulation material	0.84 g
Weight	2.9 g

## Commercial data

PU (SPU)	600 (60) Pieces
Packaging type	box
Country of origin	DE
GTIN	4055144067040
Customs tariff number	85369010000



## Approvals / Certificates

### Country specific Approvals


Subject to changes. Please also observe the further product documentation!

WAGO GmbH & Co. KG  
 Hansastr. 27  
 32423 Minden  
 Phone: +49571 887-0 | Fax: +49571 887-169  
 Email: [info.de@wago.com](mailto:info.de@wago.com) | Web: [www.wago.com](http://www.wago.com)

Do you have any questions about our products?  
 We are always happy to take your call at 01788 568 008.

Logo	Approval	Additional Approval Text	Certificate name
	CCA DEKRA Certification B.V.	EN 60998	NTR NL-7827
	KEMA/KEUR DEKRA Certification B.V.	EN 60998	71-113253 REV. 1


**UL-Approvals**


Logo	Approval	Additional Approval Text	Certificate name
	UL Underwriters Laboratories Inc.	UL 486C	E69654


**Optional accessories**


**Mounting**


Mounting accessories

- 

**Item no.: 221-2504**  
Mounting carrier with strain relief; 4-way; for inline splicing connector with lever; for screw mounting; [www.wago.com/221-2504](http://www.wago.com/221-2504)  
gray
- 

**Item no.: 221-2512**  
Mounting carrier with strain relief; 2-way; for inline splicing connector with lever; with snap-in mounting [www.wago.com/221-2512](http://www.wago.com/221-2512)  
foot; gray
- 

**Item no.: 221-2505**  
Mounting carrier with strain relief; 5-way; for inline splicing connector with lever; for screw mounting; [www.wago.com/221-2505](http://www.wago.com/221-2505)  
gray
- 

**Item no.: 221-2511**  
Mounting carrier with strain relief; 1-way; for inline splicing connector with lever; with snap-in mounting [www.wago.com/221-2511](http://www.wago.com/221-2511)  
foot; gray
- 

**Item no.: 221-2513**  
Mounting carrier with strain relief; 3-way; for inline splicing connector with lever; with snap-in mounting [www.wago.com/221-2513](http://www.wago.com/221-2513)  
foot; gray

Subject to changes. Please also observe the further product documentation!

WAGO GmbH & Co. KG  
Hansastr. 27  
32423 Minden  
Phone: +49571 887-0 | Fax: +49571 887-169  
Email: [info.de@wago.com](mailto:info.de@wago.com) | Web: [www.wago.com](http://www.wago.com)

Do you have any questions about our products?  
We are always happy to take your call at 01788 568 008.



**Item no.: 221-2514**

Mounting carrier with strain relief; 4-way; for inline splicing connector with lever; with snap-in mounting foot; gray [www.wago.com/221-2514](http://www.wago.com/221-2514)



**Item no.: 221-2515**

Mounting carrier with strain relief; 5-way; for inline splicing connector with lever; with snap-in mounting foot; gray [www.wago.com/221-2515](http://www.wago.com/221-2515)



**Item no.: 221-2521**

Mounting carrier; 1-way; for inline splicing connector with lever; for screw mounting; gray [www.wago.com/221-2521](http://www.wago.com/221-2521)



**Item no.: 221-2522**

Mounting carrier; 2-way; for inline splicing connector with lever; for screw mounting; gray [www.wago.com/221-2522](http://www.wago.com/221-2522)



**Item no.: 221-2523**

Mounting carrier; 3-way; for inline splicing connector with lever; for screw mounting; gray [www.wago.com/221-2523](http://www.wago.com/221-2523)



**Item no.: 221-2524**

Mounting carrier; 4-way; for inline splicing connector with lever; for screw mounting; gray [www.wago.com/221-2524](http://www.wago.com/221-2524)



**Item no.: 221-2525**

Mounting carrier; 5-way; for inline splicing connector with lever; for screw mounting; gray [www.wago.com/221-2525](http://www.wago.com/221-2525)



**Item no.: 221-2531**

Mounting carrier; 1-way; for inline splicing connector with lever; with snap-in mounting foot; gray [www.wago.com/221-2531](http://www.wago.com/221-2531)



**Item no.: 221-2532**

Mounting carrier; 2-way; for inline splicing connector with lever; with snap-in mounting foot; gray [www.wago.com/221-2532](http://www.wago.com/221-2532)



**Item no.: 221-2534**

Mounting carrier; 4-way; for inline splicing connector with lever; with snap-in mounting foot; gray [www.wago.com/221-2534](http://www.wago.com/221-2534)

Subject to changes. Please also observe the further product documentation!

WAGO GmbH & Co. KG

Hansastr. 27

32423 Minden

Phone: +49571 887-0 | Fax: +49571 887-169

Email: [info.de@wago.com](mailto:info.de@wago.com) | Web: [www.wago.com](http://www.wago.com)

Do you have any questions about our products?

We are always happy to take your call at 01788 568 008.

**Item no.: 221-2533**

Mounting carrier; 3-way; for inline splicing connector with lever; with snap-in mounting foot; gray



[www.wago.com/221-2533](http://www.wago.com/221-2533)

**Item no.: 221-2535**

Mounting carrier; 5-way; for inline splicing connector with lever; with snap-in mounting foot; gray



[www.wago.com/221-2535](http://www.wago.com/221-2535)

**Item no.: 221-2502**

Mounting carrier with strain relief; 2-way; for inline splicing connector with lever; for screw mounting; gray



[www.wago.com/221-2502](http://www.wago.com/221-2502)

**Item no.: 221-2501**

Mounting carrier with strain relief; 1-way; for inline splicing connector with lever; for screw mounting; gray



[www.wago.com/221-2501](http://www.wago.com/221-2501)

**Item no.: 221-2503**

Mounting carrier with strain relief; 3-way; for inline splicing connector with lever; for screw mounting; gray



[www.wago.com/221-2503](http://www.wago.com/221-2503)

## Downloads

### Documentation

#### Additional Information

Technical Section	pdf	Download
Technical explanations	2.2 MB	

## CAD/CAE-Data

### CAD data

2D/3D Models 221-2401	URL	Download
-----------------------	-----	----------

### CAE data

ZUKEN Portal 221-2401	URL	Download
-----------------------	-----	----------

## Environmental Product Compliance

### Compliance Search


Subject to changes. Please also observe the further product documentation!

Environmental Product Compliance 221-2401

Inline splicing connector with lever; for all conductor types; 12 AWG (max.); 2-conductor; transparent housing; white cover; Surrounding air temperature: max 85°C (T85); 4.00 mm<sup>2</sup>; transparent

## Installation Notes

### Conductor termination




Push up the lever to open the clamping unit and insert the conductor.




Push the lever back down.

### Installation




Place the inline splicing connector on the carrier in front of the mounting position.



Push the connector to the center position until it snaps into place.

### Application


Subject to changes. Please also observe the further product documentation!



Perfect for test setups



Simple extension of lines



Lighting connection in suspended ceilings



Multi-pole, fixed lighting fixture wiring

Subject to changes. Please also observe the further product documentation!